

At a glance

TARGET GROUPS

- End users: Planners, assemblers and fitters
- Manufacturers, system houses, suppliers

ADVANTAGES

For end users

- Use of application free of charge
- Time and cost saving due to simple and quick planning
- Planning can be conducted product-neutral or with real products that are suitable in combination without having to be tested again afterwards.
- Guarantee that only up-to-date/actually available products can be selected
- ift-installation passport as documentation for internal and external use (e.g. for planner and house owners)
- More credibility or acceptance by the ift-installation passport
- Incorrect planning is largely excluded due to intelligent programming.

For manufacturers, system houses, suppliers

- Support for clients
- Quality assurance as only certified products are available in the ift-Montageplaner.
- Increasing customer loyalty (of end users)
- Better marketing of products (sales support, product networking)

BASIS

- The installation tool is based on the "Guideline for installation of windows and external pedestrian doors".
- The selectable products are tested and ift-certified.
- The thermal calculation of the isotherms of the wall connection is made by the calculation software WinISO of Sommer Informatik GmbH, which is validated by ift Rosenheim.

Simplified professional installation planning

The cloud-based software "ift-Montageplaner" (ift-Installation Tool) supports the conventional planning process and enables manufacturers, planners and fitters to carry out a building-physical professional planning of window installation.

The following variants are available:


- product-neutral ift version (www.ift-montageplaner.de/ift)
- company-specific portal version with selection of real products

The use is free of charge and can be carried out online after registration at www.ift-montageplaner.de/ift.

Contact

Do you have any questions or are you interested in including your products in your company-specific ift-Montageplaner? Please contact us.

Wolfgang Jehl
Product Manager
☎ +49 (0) 8031 261-2422
✉ jehl@ift-rosenheim.de



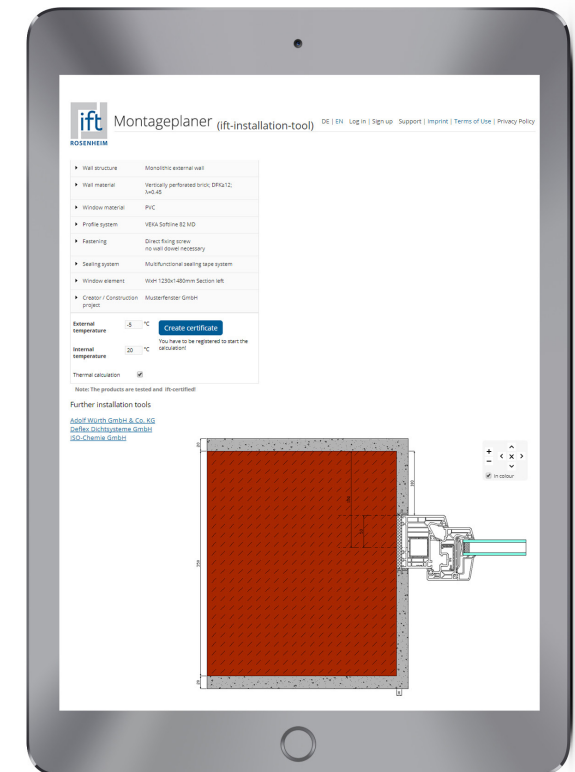
Kilian Kneidl
Project Engineer Business IT
☎ +49 (0) 8031 261-2244
✉ kneidl@ift-rosenheim.de

ift Rosenheim GmbH
Theodor-Gietl-Str. 7-9
D-83026 Rosenheim
☎ +49 (0) 8031 261-0
✉ info@ift-rosenheim.de
www.ift-rosenheim.de
www.ift-montageplaner.de/ift

ift-Montageplaner ift-Installation Tool



Professional installation planning of windows
simplified | quick | in conformity with standards



ift-Montageplaner (ift-Installation Tool)

The professional installation of windows will be described in the „Guideline for installation of windows and external pedestrian doors (Montageleitfaden)“ in detail, and there are a lot of suitable sealing and installation systems. However, the implementation to specific installation situations and wall connections is still extensive. This is the starting point of the ift-Montageplaner.

VALUE


The ift-Montageplaner enables users to plan a professional installation of windows (currently lateral attachment) without the use of theoretical basics and further information. After free registration, the planning can be carried out easily online.

FUNCTIONALITY

A database contains many selectable products such as profiles, walls, sealing, fixings, glazing, etc. After selecting a product, the entire configuration is checked in the menu. Only useful solutions are available for further planning, e.g. only technically possible products are suggested. The CAD drawing is automatically updated with each product selection. For the planned attachment, an isothermal calculation (FEM) and a structural calculation of the fixings is carried out.

RESULTS

The results are summarized in an installation documentation. If the minimum thermal insulation required in DIN 4108-2 as well as the static boundary conditions are fulfilled, an ift-installation passport will be issued as pdf. This document contains the entered parameters for the installation situation, the CAD drawing, the picture and the result of the FEM calculation as well as the static design with position plan of the fixing points and descriptive product information for processing.



Procedure for the inclusion of products

In order to meet the claim of suitable products and actuality, all products are included in four phases in order to create a company-specific version of the installation tool:

PHASE 1: Testing

- For the products to be implemented, it is checked which tests are necessary or have already been made and which product linkage can be made (as specified by the manufacturer and approved by ift).
- The ift-Guidelines „Wall connections of windows“ MO-01/1 “Part 1: Sealing systems“ and MO-02/1 “Part 2: Fixing systems“ are the test basis for wall connection systems.

PHASE 2: Certification

- The certification according to QM 360 “Supporting structure connection systems“ applies for products of the structure connection.
- For window systems, the certification is carried out according to QM 320 “Windows and external pedestrian doorsets according to EN 14351-1”.

PHASE 3: Implementation

- The tested and ift-certified products are implemented into the installation tool.
- Within the scope of the defined application range of the wall connection products, the ift test evidences and the ift certification schemes, the products are interchangeable within one system and one manufacturer. The products are combined into systems and listed with the necessary dependencies.
- The user interface can also be customized to the corporate design of the manufacturer.

PHASE 4: Operation

- After a successful test run, the products are deployed in the live environment and therefore active.
- A constantly updated SSL certificate guarantees a secure login.
- The operation includes the provision of a server with support, data backup, monitoring of the systems and archiving of the installation documentations over a period of 10 years.

Latest developments and extension levels

The installation tool has a modular structure and is being continuously expanded. The following functions are currently implemented:

- **Attachment planning for the lateral wall connection**
- **Dimensioning of the fixing material:** The dimensioning of the fixing material is calculated according to the load occurring as well as the distances of the fixing material and their quantity with regard to the window area.
- **Dimensioning of the attachment joint:** Depending on the movements occurring, the dimensioning of the installation gap depends on the selected sealing system.
- **Languages:** The installation tool is available in German and English.

FURTHER EXTENSION LEVELS

The following extensions are currently in progress or planned in addition to the continuous optimisation of the installation tool:

- **Attachment at bottom and top:** Extension of the installation tool by planning and presentation of the bottom and upper wall connection
- **Calculation of the Psi value:** Extension of thermal calculation by linear thermal transmittance ψ (Psi value)
- **Translation** in other languages upon request

